

S&P Global

Market Intelligence

Panjiva海关数据

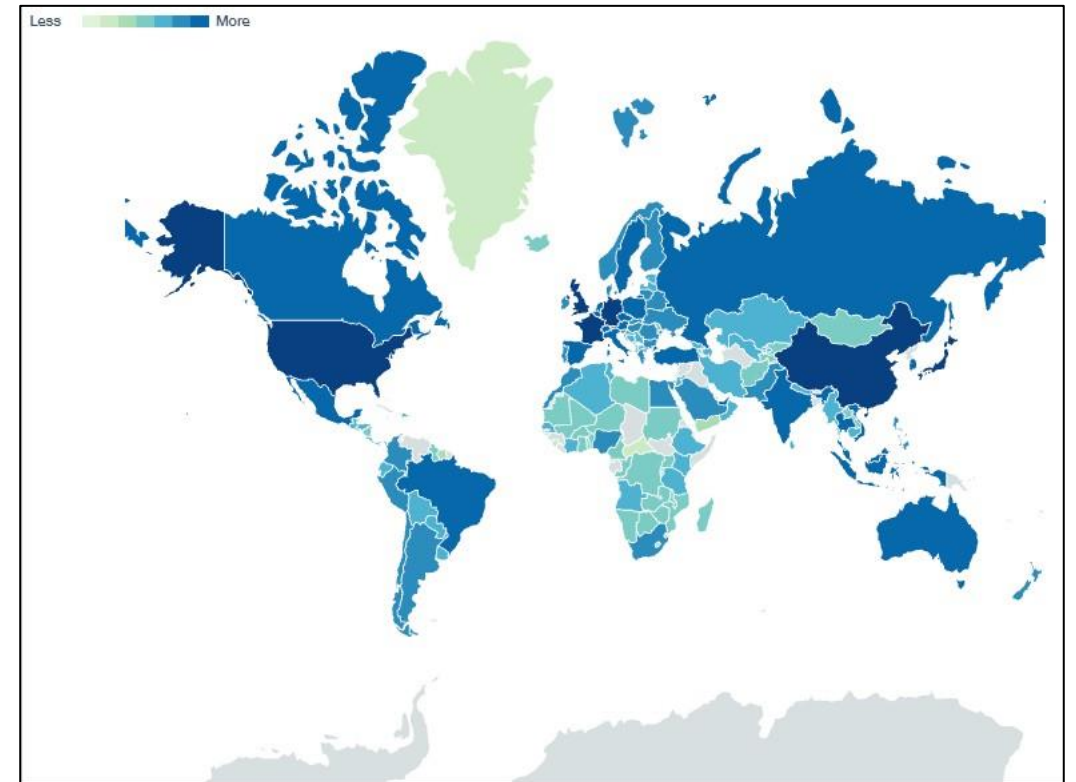
红帽云邮战略合作伙伴



全球供应链数据覆盖

全球覆盖

- 超过20 亿笔交易记录
- 来自 20 个国家/地区的海关数据来源
- 美国, 墨西哥, 玻利维亚、哥斯达黎加、智利、哥伦比亚 (历史数据)、厄瓜多尔、巴拿马、巴拉圭、秘鲁、乌拉圭、委内瑞拉、巴西、印度、菲律宾、中国 (、巴基斯坦、斯里兰卡、印度尼西亚和越南等其它国家进出口数据, 且数据覆盖国家在持续增加中
- 海运提单数据覆盖全球40%-45%的贸易
- 210 多个国家/地区的 1100 万家公司*
- 12000 万家公司之间的关系*



*数据统计更新截至2022年11月
需事先经S&P Global Market Intelligence书面批准, 方可获得转载或分发本演示文稿中任何内容的许可。

主要客户和应用场景

-  全球运营公司
-  货运服务提供商
-  投资经理
-  银行和保险
-  咨询顾问
-  政府执法机构
-  学术研究

竞争情报

- 了解竞争对手
- 查看进出口总量，分析全球供应商和客户网络
- 查看现有和新产品线的相关详情

采购

- 寻找值得信赖的供应商
- 为全新或现有的产品线寻找新的供应商
- 了解全球领先供应企业的宏观趋势和变化

风险分析

- 检测供应链活动中的风险，识别哪些公司的业务对手方存在潜在高风险
- 交叉引用公司报告的商业活动
- 通过了解一家公司产品的地理集中度并与其他公司进行比较来考察地理风

投资管理

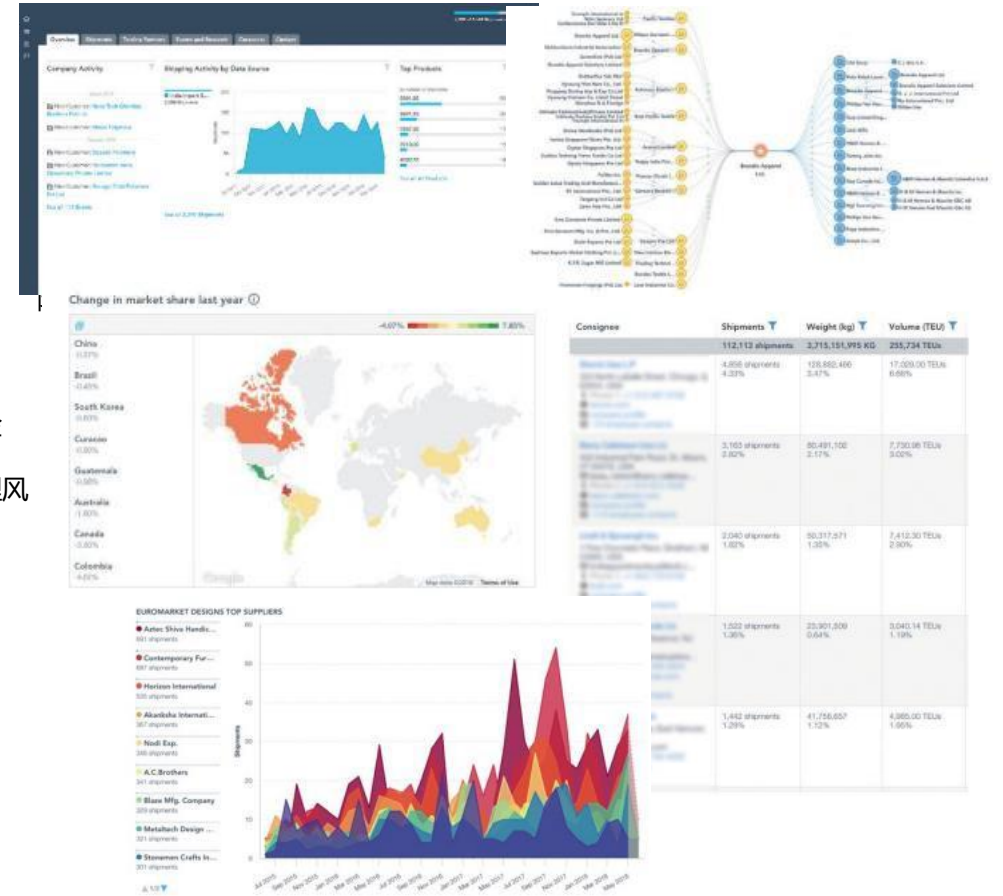
- 了解市场的信号，找出供应链数据和股价波动的关联性
- 利用供应链数据作为公司库存活动、COGS 或收入的指标
- 在收益报表发布前指向性地了解公司 KPI

即时确认销售线索

- 寻找特定地区、贸易通道或产品类别中活跃的潜在客户
- 审查供应链活动中最具活力的潜在客户名单
- 通过员工联系信息与决策者接洽

学术研究

- 分析全球供应链转移趋势
- 了解特定国家和地区供应链、上下游信息和提单数据



需事先经S&P Global Market Intelligence书面批准，方可获得转载或分发本演示文稿中任何内容的许可。

数据传输方式及服务范围

- Panjiva同时支持**平台浏览**和**Xpressfeed落地数据解决方案**，同时享有**现有数据和增量数据**
- Panjiva作为标普财智旗下的数据平台，拥有**全天候**专业客服团队支持 (support.panjiva@spglobal.com)，并享有**专业客户经理**和**产品支持专家**一起提供平台指导和培训

需事先经S&P Global Market Intelligence书面批准，方可获得转载或分发本演示文稿中任何内容的许可。

S&P Global

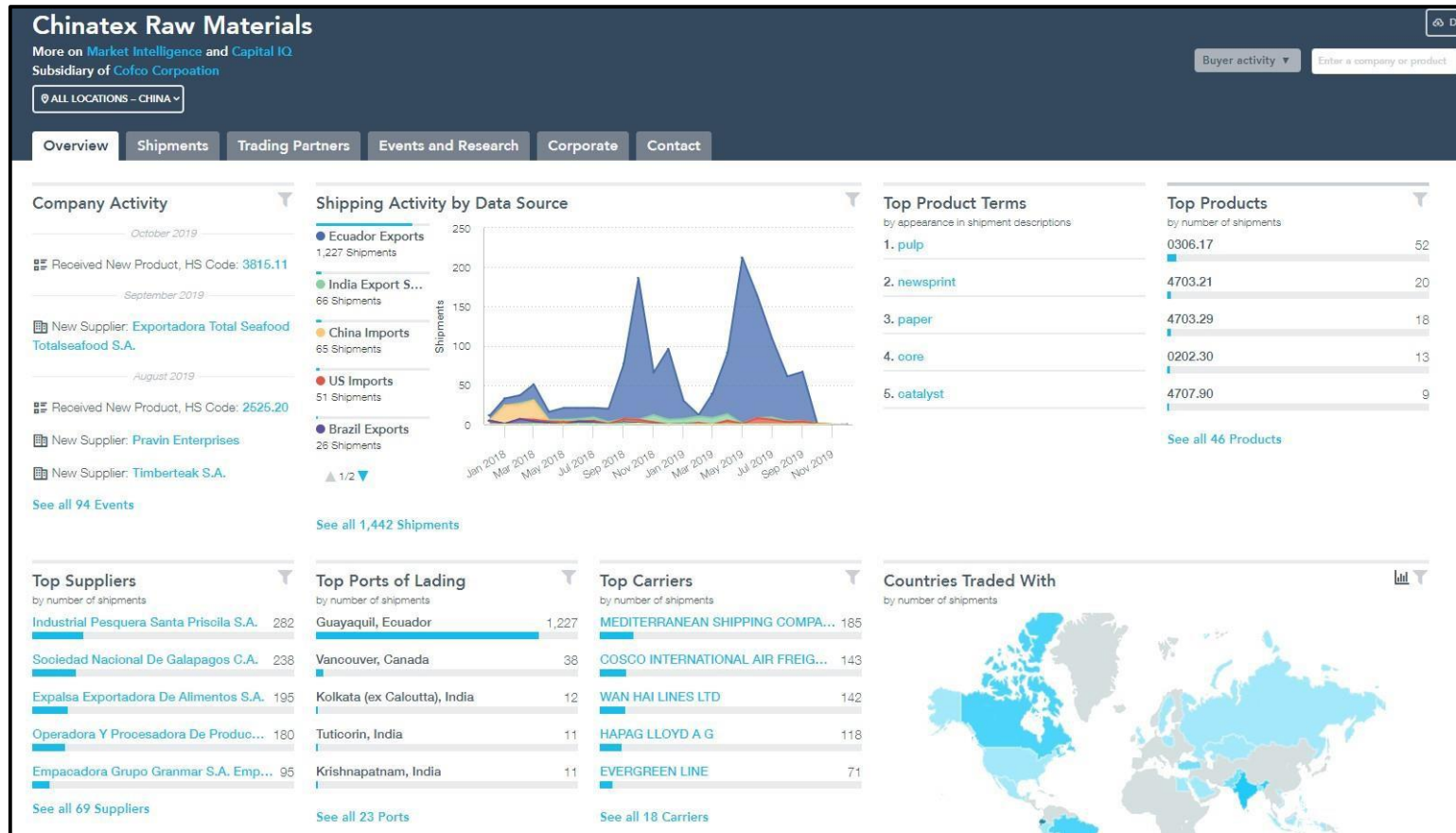
Market Intelligence

主要产品界面

公司层面

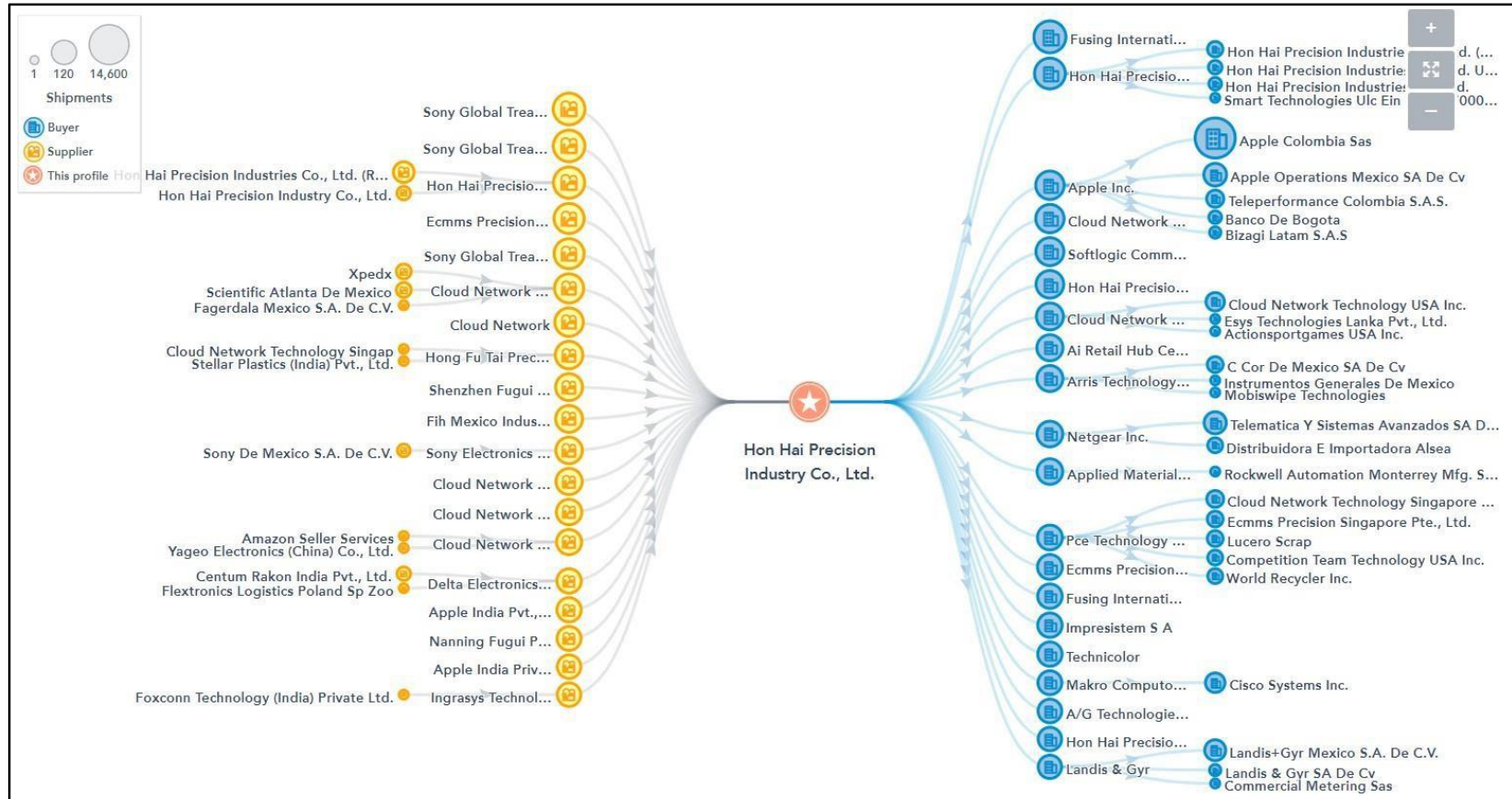
了解公司供应链概况

利用 Panjiva 的供货商、收货商简介页了解公司最新的运输活动、热门产品、最大买方及卖方、首选运输商、上游和下游的关系网、联系方式、行业研究等



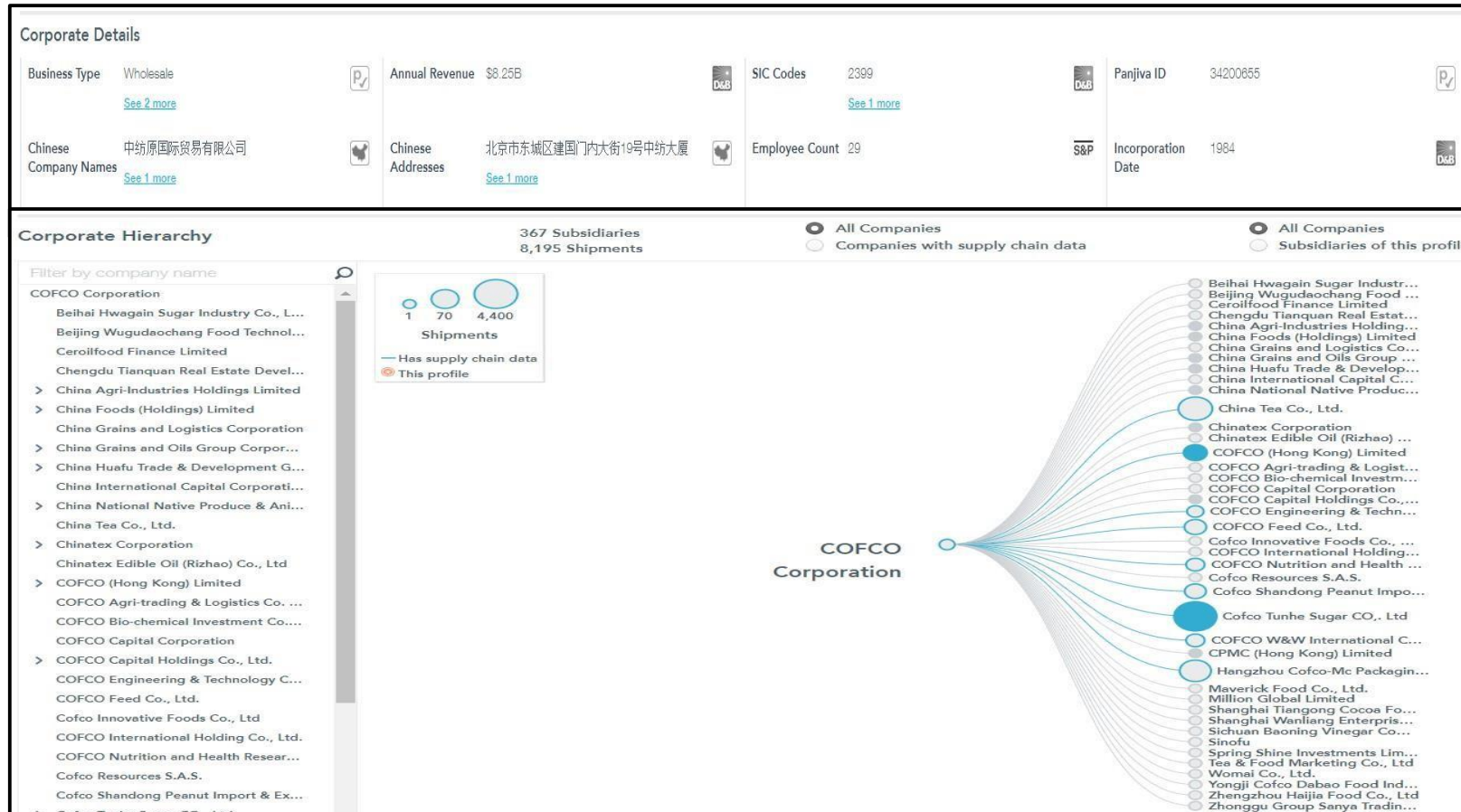
上下游贸易关系网

了解供应链关系，识别潜在的竞争对手



企业基本信息及架构

查看公司的企业信息和架构图



公司对比分析报告

选择多个公司并生成一个同行分析报告。通过图表比较他们的历史出货率。

Zhejiang Ue Furniture Co., Ltd.
China
15,909 shipments and \$454M in Chinese exports match furniture
29k shipments and \$628M in Chinese exports in total
Zhejiang UE Furniture Co., Ltd., Zhejiang UE Furniture Co.,Ltd... American Furniture Warehouse...
ZHEJIANG RUIHAO FURNITURE CO.,LTD... American Furniture Galleries | Rhodes Furniture Store
42...Zhejiang Ue Furniture Co., Ltd.
Customers: Belnick Inc., Office Star Products, HON Co. LLC

Huisen Furniture (Longnan) Co., Ltd.
China
933 shipments and \$695M in Chinese exports match furniture
1.6k shipments and \$1.1B in Chinese exports in total
HUISEN FURNITURE(LONG NAN)CO.,LTD...H
RACK; ADJUSTABLE AND SEPARATED BODY
OPERATING TABLE; ALL-STEEL FURNITURE;
ALUMI
Customers: Wal Mart, Dollar General, Amer

Best Practices for Search >

Companies Selected v

Suppliers [Clear all](#)

Huisen Furniture (Longnan) ...

Jason Furniture (Hangzhou) ...

Zhejiang Ue Furniture Co.,...

Compare Group Companies

Group Companies Together to see total shipping activity. Or get a side-by-side comparison with the

Company Comparison

Shipment Area Column Line Export

Company	Top Terms	Top Trading Partners	Countries by Trading Partner	Countries by Shipments
Zhejiang Ue Furniture Co., Ltd. China Revenue: \$347,316,506 1,507 Buyers	chair sofa recliner stool ottoman	Belnick Inc. Office Star Products HON Co. LLC Ikea Distribution Services Coaster Co. Of America	United States Canada Puerto Rico Mexico Norway	United States Canada South Korea Japan Israel
Huisen Furniture (Longnan) Co., Ltd. China Revenue: \$206,070,840 41 Buyers	dimensions contained bookcase cube desk television stand	Wal Mart Dollar General Amerwood Industries Walmart.Com Amerwood Industries Inc.	United States Canada Brazil Mexico Chile	United States Singapore Canada Malaysia United Kingdom

企业联系方式








Chinatex Raw Materials

More on [Market Intelligence](#) and [Capital IQ](#)
Subsidiary of [Cofco Corporation](#)

ALL LOCATIONS - CHINA

Overview Shipments Trading Partners

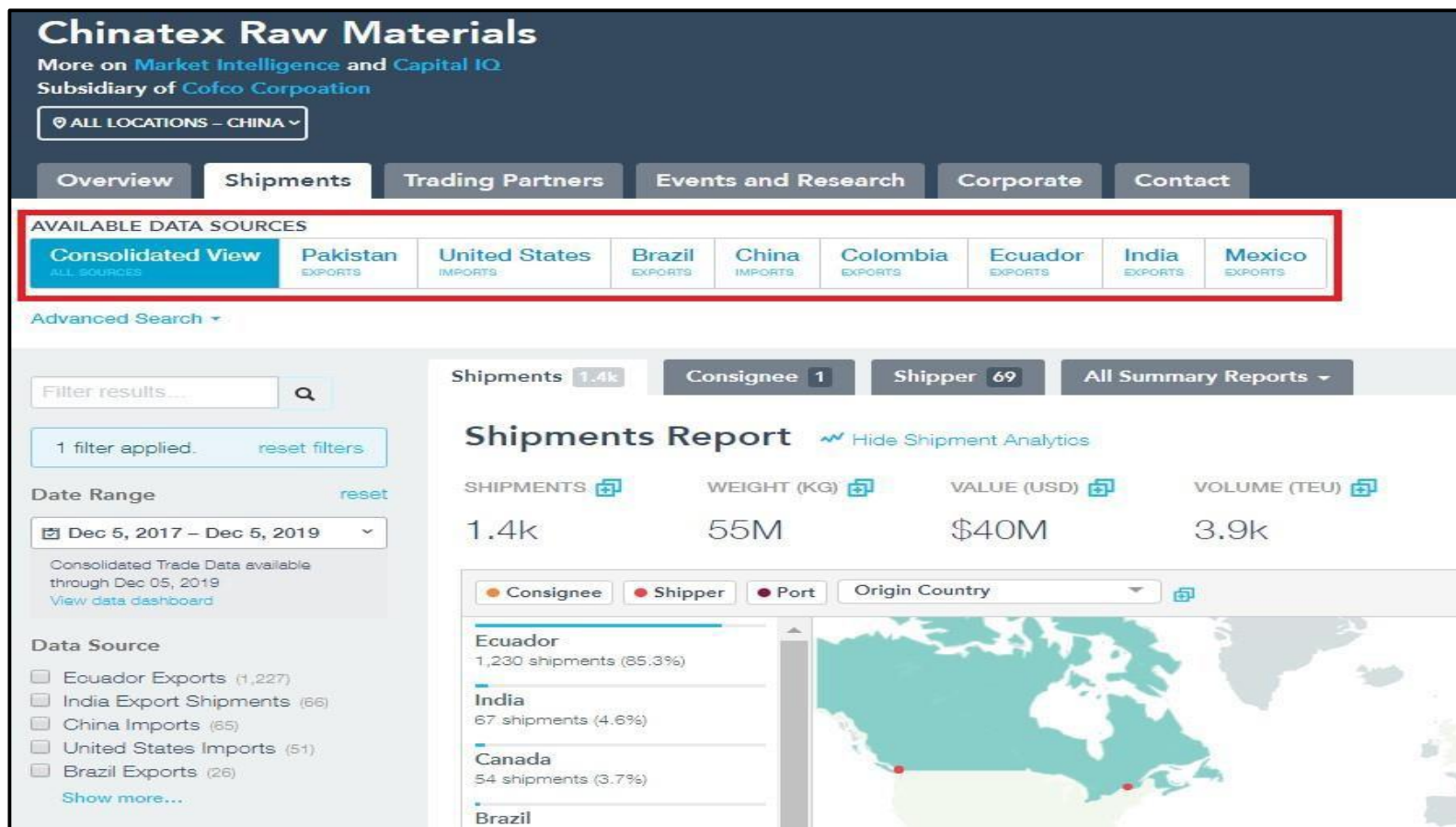
Contact Details

Address	China Textile Building  19 Jianguomennei Street Beijing 100005 See 7 more
Country	China 
Phone	+86 861065281122  +86 861065285334  +86 65285336  +86 10 6528 5337  Best available
Fax	+86 861065124711  See 1 more



跟踪全球出货数据

数据来自世界各地20个海关的进出口提单数据，通过整理分析杂乱的贸易数据，形成有价值的信息和洞见



根据数据需求筛选信息

- 可根据提单类型，装货港，卸货港等不同维度筛选相关信息

Bill Type [clear](#)

- Master (39,903,695)
- Simple (62,690,787)
- House (66,509,576)

Shipment Origin

- China (45,001,318)
- Hong Kong (9,806,892)
- Taiwan (7,589,873)
- South Korea (5,606,417)
- Germany (4,822,644)

[Show more...](#)

Shipment Destination

- Los Angeles, CA (18,454,431)
- Long Beach, CA (13,841,955)
- Newark, NJ (12,898,481)
- Chicago, IL (6,929,102)
- Savannah, GA (6,638,137)

[Show more...](#)

Port of Unlading

- Los Angeles, CA (26,390,423)
- Long Beach, CA (20,312,841)
- Newark, NJ (15,589,922)
- New York, NY (7,872,952)
- Savannah, GA (7,452,677)

[Show more...](#)

Port of Lading Country [Show filter options](#)

Port of Unlading Country [Show filter options](#)

Port of Lading, Regional [Show filter options](#)

Port of Unlading, Regional [Show filter options](#)

Shipper Trade Roles [Show filter options](#)

Shipper State/Region [Show filter options](#)

Shipper Employee Count [Show filter options](#)

Shipper Revenue [Show filter options](#)

Shipper Market Capitalization [Show filter options](#)

Shipper Industry [Show filter options](#)

Shipper Stock Ticker [Show filter options](#)

Consignee Country [Show filter options](#)

Consignee Trade Roles [Show filter options](#)

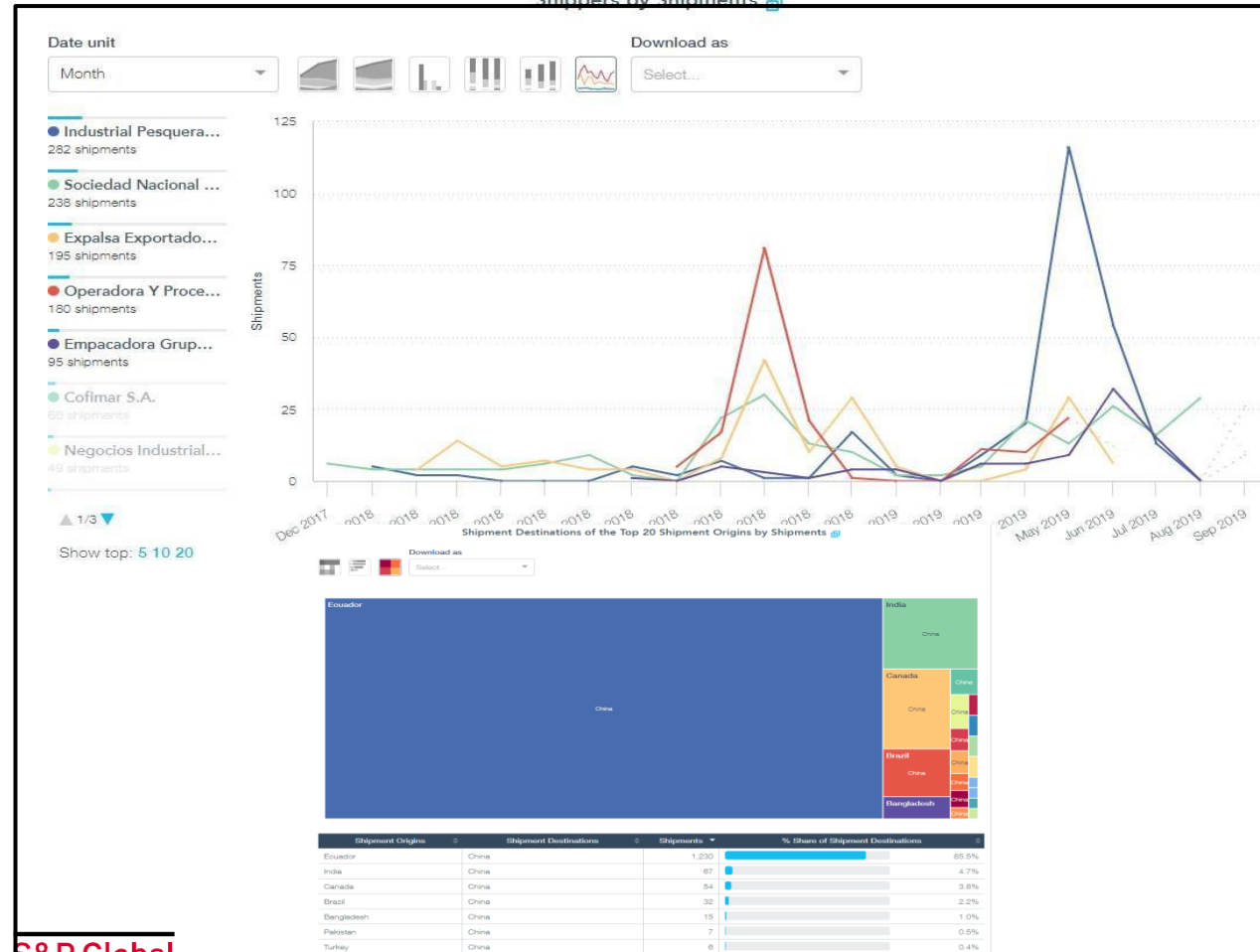
Shipper Trade Roles [Select all](#) [x](#)

- Finance (156,573)
- Logistics (17,735,291)
- Manufacturer (24,710,139)
- Trading Company (7,649,949)
- Unknown (68,087,639)
- Wholesale (7,040,330)

[Search](#) [Cancel](#)

分析工具

通过Panjiva的卓越分析，从不同维度获取供应链数据



300M Consignee 3.3M Shipper 965k All Summary Reports

Standard Reports

- Consignee (3.3M)
- Consignee Country (•)
- Consignee Stock Ticker (•)
- Consignee Ultimate Parent (•)
- Consignee and Shipper (•)
- Data Source (•)
- HS Code (2-digit) (•)
- HS Code (4-digit) (•)
- HS Code (6-digit) (•)
- Origin and Destination Country (•)
- Port of Lading Country/Region (•)
- Port of Lading Name (•)
- Port of Lading UN/LOCODE (•)
- Port of Unlading Country/Region (•)
- Port of Unlading Name (•)
- Port of Unlading UN/LOCODE (•)
- SCAC (•)
- Shipment Destination (•)
- Shipment Month (•)
- Shipment Origin (•)
- Shipment Year (•)
- Shipper (965k)
- Shipper Country (•)
- Shipper Stock Ticker (•)
- Shipper Ultimate Parent (•)
- Transport Method (•)

Multidimensional Reports

- Shipper and Consignee (965k)
- Consignee and Shipper (3.3M)
- Port of Unlading Name and Port of Lading Name (•)
- Port of Lading Name and Port of Unlading Name (•)
- Shipment Destination and HS Code (4-digit) (•)
- Shipment Destination and Shipper (•)

行业商品分析

通过分析工具绘制进出口商具体产品的历史出货趋势

Date Range reset

Mar 1, 2018 – Feb 28, 2020

Consolidated Trade Data available through Feb 28, 2020
[View data dashboard](#)

Data Source

- Colombia Imports (1)
- India Import Shipments (1)
- Mexico Imports
- United States Imports (4,406)

Shipment Origin

- China
- India
- Malawi
- Philippines
- Taiwan
- [Show more...](#)

Shipment Destination

- United States (3,731)
- Mexico (460)
- Hong Kong (84)
- China (82)
- Ireland (26)
- [Show more...](#)

Bill Type

- House (3,622)
- Master (2)
- Simple (782)
- n/a (2)

Consignee

- State/Province
- Employee Count
- Industry
- Market Capitalization
- Revenue
- Stock Ticker
- Trade Roles
- Country

Shipper

- State/Province
- Industry
- Market Capitalization
- Revenue
- Stock Ticker

Ports

- Port of Lading Country/Region
- Port of Lading, Regional
- Port of Unlading Country/Region
- Port of Unlading, Regional

Shipment

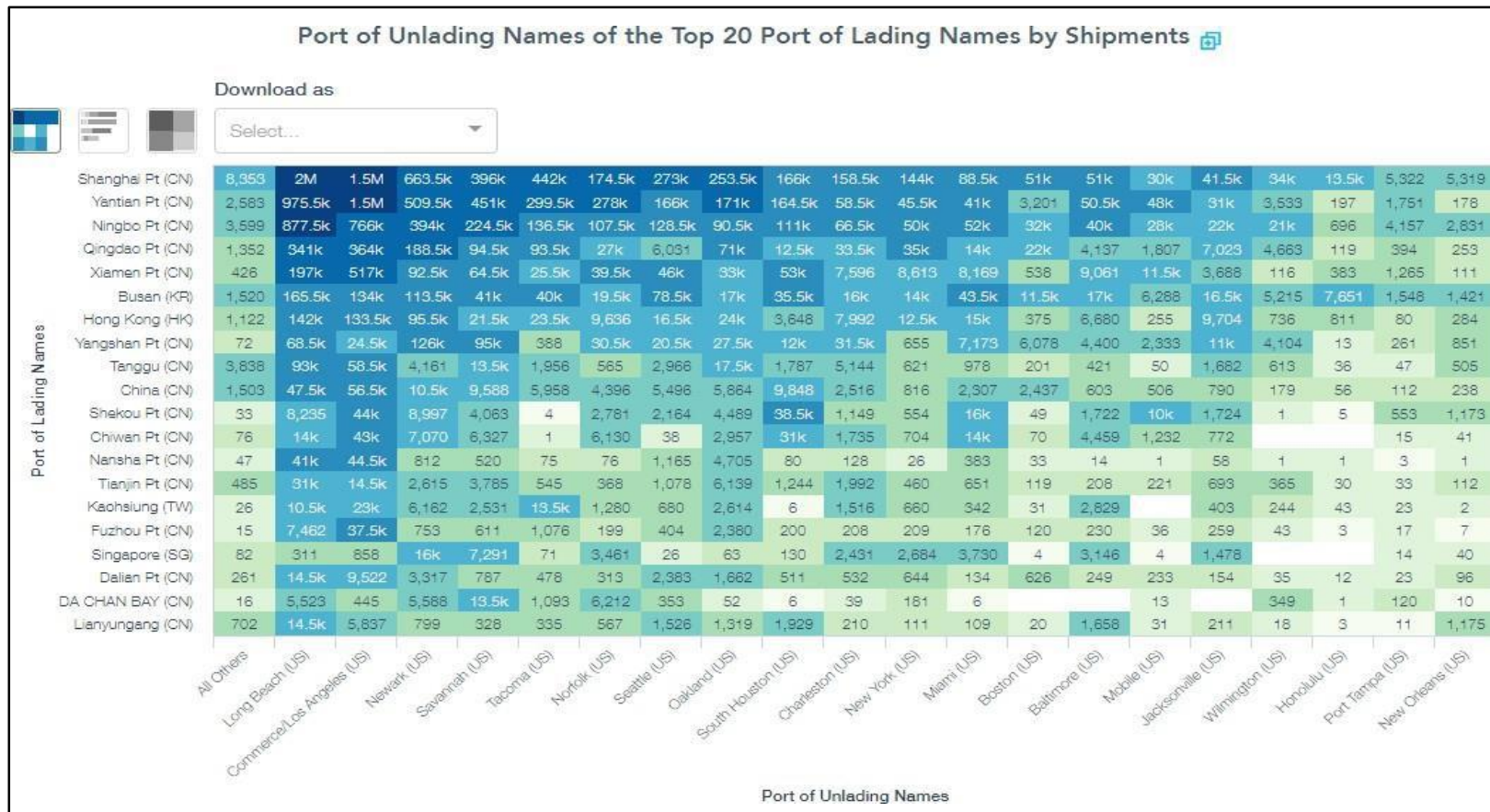
- Carrier SCAC
- Transport Method

GICS	Shipments	Weight (kg)	Volume (TEU)	LCL
	169,984,604 shipments	11,980,370,078,734.0 KG	386,948,046 TEUs	31,826,987 shipments
25203010 Apparel, Accessories & Luxury Goods	17,070,127 shipments 10.04%	99,278,035,699 0.83%	22,811,264.66 TEUs 5.90%	3,895,642 shipments 12.24%
30202030 Packaged Foods & Meats	14,208,461 shipments 8.36%	543,818,740,734 4.54%	36,317,570.38 TEUs 9.39%	628,686 shipments 1.98%
25201020 Home Furnishings	11,449,648 shipments 6.74%	143,436,455,381 1.20%	32,140,036.30 TEUs 8.31%	749,071 shipments 2.35%
20106020 Industrial Machinery	7,494,723 shipments 4.41%	107,579,198,761 0.90%	13,108,015.24 TEUs 3.39%	2,662,386 shipments 8.37%
25202010 Leisure Products	7,230,214 shipments 4.25%	81,075,310,660 0.68%	17,143,061.98 TEUs 4.43%	1,103,073 shipments 3.47%
25101010 Auto Parts & Equipment	6,829,124 shipments 4.08%	96,172,477,761 0.80%	12,105,379.05 TEUs 3.13%	1,954,797 shipments 6.14%
25203020 Footwear	4,062,828 shipments 2.39%	31,048,965,048 0.26%	8,265,843.11 TEUs 2.14%	456,015 shipments 1.43%
25203030 Textiles	3,800,065 shipments 2.24%	42,564,177,566 0.36%	6,744,731.60 TEUs 1.74%	783,405 shipments 2.46%



贸易航线和港口

- 了解港口之间的贸易关系、港口活动率，以发现商机。



附加功能

数据输出

可支持下载发货数据，公司名单，联系方式等到 Excel，发送搜索结果到你的电子邮箱。

Export Results ✕

Format **Results** ⓘ **Result Range**

Excel (.xlsx) 100 From 1 to 100

10 100 1,000 10,000

Email Addresses

jching@snl.com

Email File
Download File

A	B	C	D	E	
Bill of Lading Number	Arrival Date	Consignee	Shipper	Shipper Ultimate Parent	Goods Shipped
AQTYTURSE000507	2019-12-31	Trustwater Lic	Sibas Gida San Ve Tic A.S	Sibas Gida Sanayi Ve Ticaret Anonim Sirketi	CAPERS, PREPARED OR PRESERVED
SEYOPAN19110152A	2019-12-31	High Liner Foods Inc.	Dalian Hongxing Food Co., Ltd.	Dalian Hongxing Food Co., Ltd.	FROZEN PACIFIC COD FILLET
SEYOPAN19110152B	2019-12-31	High Liner Foods Inc.	Dalian Hongxing Food Co., Ltd.	Dalian Hongxing Food Co., Ltd.	FROZEN SOLE FILLET
EXDO62G0094271	2019-12-31	Barclays Bank Plc	Bhartiya International Ltd.	Bhartiya International Limited	CANVAS CROSS BODY BAG
EXDO62G0094273	2019-12-31	Barclays Bank Plc	Bhartiya International Ltd.	Bhartiya International Limited	100%SKINNY SUEDE LEATHER
BANQHKG6521882	2019-12-31	Nri Usa	Decortec Co., Ltd.	Decortec Co., Ltd.	BACKPACK AND SLEEVE AND WALLET HER
DMALHKA55207	2019-12-31	Audiocodes Intercompany	Flextronics Electronics Technology	Flex Ltd.	VOIP MEDIA GATEWAY
FTNVSZS000142606	2019-12-31	Staples Brand Group	Dongguan Kechenda Electronic Techno	Dongguan Kechenda Electronics Technology Co.,Ltd	10000MAH POWERBANK BLACK BPP706 110
FTNVSZS000142604	2019-12-31	Staples Brand Group	Dongguan Kechenda Electronic Techno	Dongguan Kechenda Electronics Technology Co.,Ltd	DESCRIPTION 10000MAHBANK BLACKPO BF
FTNVSZS000143443	2019-12-31	Staples Brand Group	Dongguan Kechenda Electronic Techno	Dongguan Kechenda Electronics Technology Co.,Ltd	DESCRIPTION 15000MAH POWERBANK BLA

提醒功能

以电邮方式获取您跟踪的公司的最新装运活动的即时信息更新。

76,148 suppliers matching ningbo
5,263,634 additional matching shipments. [Details...](#)

Sort by

[Set Alerts](#) [Save Search](#) [Export Results](#)

Ningbo Zhongrui Imp. & Exp. Co., Ltd.

China

58,050 shipments and \$674M in Chinese exports match ningbo
125k shipments and \$1.2B in Chinese exports in total

Ningbo Sunburst International Trading Co., Ltd., 宁波盛博进出口有限公司, 寧波唯一嘉进出口有限公司... NINGBO HUAYI IMPORT AND EXPORT CO.,... Ningbo Zhongrui Imp. & Exp. Co., Ltd.

Customers: Haier America Trading Llc, Haier America, Dollarama L.P.

China-Base Ningbo Foreign Trade Co., Ltd.

China | Trading Company

7,359 shipments and \$2.5B in Chinese exports
15k shipments and \$3.8B in Chinese exports

China Base Ningbo Foreign Trade Co., Ltd., 宁波外运有限公司, 寧波外運有限公司, China Base Ningbo Foreign Trade Co., Ltd.

Customers: Western Fragrant Products Corp

Best Practices for Search >

Companies Selected >

Recently Added Contacts >

All favorites

Select

Ningbo Alustar Co., Ltd. Alerts

CHINA Supplier

Saved by you

Odrill Mcm Alerts

UNITED STATES Buyer

Saved by you

[See shipments from last week](#)

- 版权所有© 2022年 由S&P Global Inc 旗下公司S&P Global Market Intelligence编制。保留所有权利。
- 此等材料乃基于公众一般可获得且相信属可靠来源的数据编制，仅供参考。未经S&P Global Market Intelligence或其附属公司（统称S&P Global）事先书面批准，不得以任何形式或方式修改、反向制作、复制或分发本材料所载内容（包括指数数据、评级、信用相关分析及数据、研究、模型、软件或其他应用程序或其输出结果）或其任何部分（“有关内容”），也不得将有关内容储存于数据库或检索系统。有关内容不得用作任何非法或未经授权用途。S&P Global及任何第三方供应商（统称“S&P Global各方”）并不保证有关内容的准确性、完整性、适时性或可用性。S&P Global各方概不对因使用有关内容而引致的任何错误或遗漏负责，不论原因为何。有关内容乃按“原样”提供。S&P Global各方概不作出任何及所有明示或暗示的保证，包括但不限于保证用作任何特定目的或用途的适销性或合适性；保证不存在程序缺陷、软件错误或缺陷；保证有关内容的运行不会中断；或保证有关内容可在任何软件或硬件配置下运行。S&P Global各方在任何情况下概不就使用有关内容而引致的任何直接、间接、附带、惩戒性、补偿性、惩罚性、特殊或相应而生的损害、成本、开支、法律费用或损失（包括但不限于收入损失或利润及机会成本损失或疏忽导致的损失）向任何人士承担任何责任，即使在已获知可能会发生该等损害的情况下亦然。
- S&P Global Market Intelligence的任何意见、引述及信用相关及其他分析仅代表发布当日的意见，而并非事实的陈述，亦不构成买入、持有或卖出任何证券或做出任何投资决定的建议，并不保证任何证券的适合性。S&P Global Market Intelligence可提供指数数据。指数不可直接投资，但可根据指数通过可投资工具投资于该指数所代表的资产类别。S&P Global Market Intelligence无义务在刊发后以任何方式或格式更新有关内容。当做出投资和其他商业决策时，不应依赖有关内容，且不应以有关内容代替用户、其管理层、员工、顾问及/或客户的技术、判断和经验。除非注册为受托人或投资顾问，否则S&P Global Market Intelligence不以受托人或投资顾问身份行事。S&P Global将其各个分部的活动相互隔离，以保持其各自活动的独立性和客观性。因此S&P Global的某些分部也许拥有其他S&P Global分部没有的信息。S&P Global已制定政策和流程，确保对每个分析流程获取的非公开信息保密。
- S&P Global一般可能向证券发行人或承销商或债务人收取评级和某些分析的报酬。S&P Global保留传播其意见和分析的权利。S&P Global提供的公开评级和分析请参见其网站www.standardandpoors.com（免费）和www.ratingsdirect.com及www.globalcreditportal.com（订阅），并可能通过其他渠道（包括S&P Global出版物和第三方再分销商）分销。有关我们评级费用的其他信息，请参阅www.standardandpoors.com/usratingsfees。

价格：2800元/季度

5200元/半年

9800元/年

需事先经S&P Global Market Intelligence书面批准，方可获得转载或分发本演示文稿中任何内容的许可。